

## Level Monitor

with one high / low alarm output



**Application examples:** Extreme cold weather regions



Level monitoring at a tank / silo



Red flashing LED backlight in case of a level alarm.

The F-Series is your first and safest choice for field mount indicators in safe and hazardous area applications. Especially in harsh weather conditions like rain, snow, salty atmospheres and temperatures between -40°C up to +80°C (-40°F up to 176°F).

### Advantages

- Robust aluminum or stainless steel 316L field enclosure (IP67 / NEMA Type4X). It is so rugged, a truck can even stand on it!
- Intrinsically Safe available - ATEX, IECEx, FM and CSA approval for gas and dust applications.
- Programming can be done by your own crew, with the sensible menu-driven structure, saving cost and irritation. Know one, know them all!
- Very diverse mounting possibilities: walls, pipes, panels or directly onto outdoor sensors!

### Features

- Displays level, height and percentage filled.
- Two alarm values can be entered: low and high level alarm.
- Large 17mm (0.67") digits.
- Red flashing LED backlight in case of a alarm.
- Selectable on-screen engineering units: volumetric or mass.
- Level input signals: (0)4 - 20mA, Reed chain resistance.
- One free configurable alarm output.
- Loop or battery powered, 8 - 30V DC or 115 - 230V AC power supply.
- Sensor supply 8.2 / 12 / 24V DC.
- Auto backup of all settings.
- Explosion/flame proof available, according ATEX/IECEx.

## Introduction

The F073 is a versatile level monitor with continuous level monitoring feature. It offers the facility to set one low level and one high level alarm value. If desired, an ignore function can be set up to allow for an incorrect level for a certain period of time. A wide selection of options further enhances the capabilities of this model, including Intrinsic Safety.

## Display

The display has large 17mm (0.67") and 8mm (0.31") digits which can be set to show level, height or percentage and alarm values. As the F073 has been designed for field mounted applications, a smart display update function has been incorporated. Related to the lower temperatures, the update frequency of the LCD is tuned automatically to achieve a readable display even at -40°C / -40°F.

## Configuration

All configuration settings are accessed via a simple operator menu which can be password protected. Each setting is clearly indicated with an alphanumerical description, which avoids confusing abbreviations. All settings are safely stored in EEPROM memory in the event of sudden power failure.

## Hazardous areas

For hazardous area applications, this model is ATEX, IECEx, FM and CSA certified as Intrinsically Safe for gas and dust applications, with an allowed ambient temperature of -40°C to +70°C (-40°F to +158°F). A flame proof Ex d enclosure with ATEX/IECEx certification is also available.



## Alarm output

One alarm output is available to transmit the level alarm. It can be set to switched for a low, high or both alarms! The output signal can be a passive NPN, active PNP or an isolated electromechanical relay.

## Backlight

The white backlight in combination with the F073 offers a unique feature: in case of a level alarm, the backlight can be set to be red or flashing red. The intensity can be adjusted from the keyboard. The display is a transfective type, which means that a high contrast reading is guaranteed in full sunlight as well as during the night. This backlight option is also available Intrinsically Safe.



All info at a glance



Easy to install



Easy to program



Know one know them all!



Reliable



User-friendly

## Overview application F073

The F-Series is your first and safest choice for field mount indicators in safe and hazardous area applications. Especially in harsh weather conditions like rain, snow, salty atmospheres and temperatures between -40°C up to +80°C (-40°F up to 176°F). Level measurement where continues level monitoring is important. Alternative basic models: F070 or more advanced F077 and F173 or the D-Series DIN panel mount indicators.



## Signal input

The F073 accepts (0)4 - 20mA and reed chain level input signals from any type of level measurement device. Also a 4 - 20mA input loop powered model is available.

## Power requirements

Several power supply options are available to power the F073 and sensor. A battery powered version with a long life lithium battery which will last up to five years. A 4-20mA input loop powered version is available as well. A real sensor supply is offered with the 24V AC/DC or 115-230V AC power requirement options.



Robust, even a truck can stand on it!



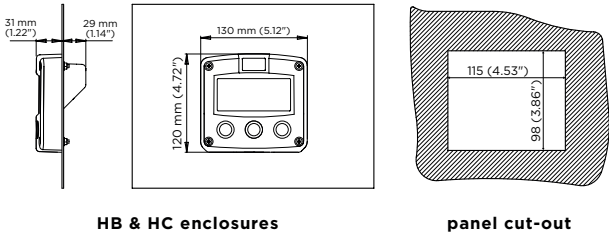
Resistant to harsh weather

Enclosures

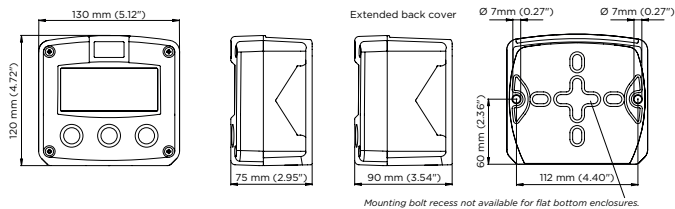
Various types of enclosures can be selected, all ATEX and IECEx approved. The F073 is supplied in an GRP panel mount enclosure as standard, which can be converted to an IP67 / NEMA Type4X GRP field mount enclosure by the addition of a back case. Most popular is our robust aluminum field mount enclosure which is also available with an extended backcover with undrilled preparation for direct meter mounting at the back side. It is so rugged, even a truck can stand on it! For the most challenging environments we have a durable high grade Stainless steel 316L enclosure. All enclosures have a IP67 / NEMA Type4X rating and EU or U.S. cable gland entry threads available.

Dimensions enclosures

Aluminum & GRP panel mount enclosure



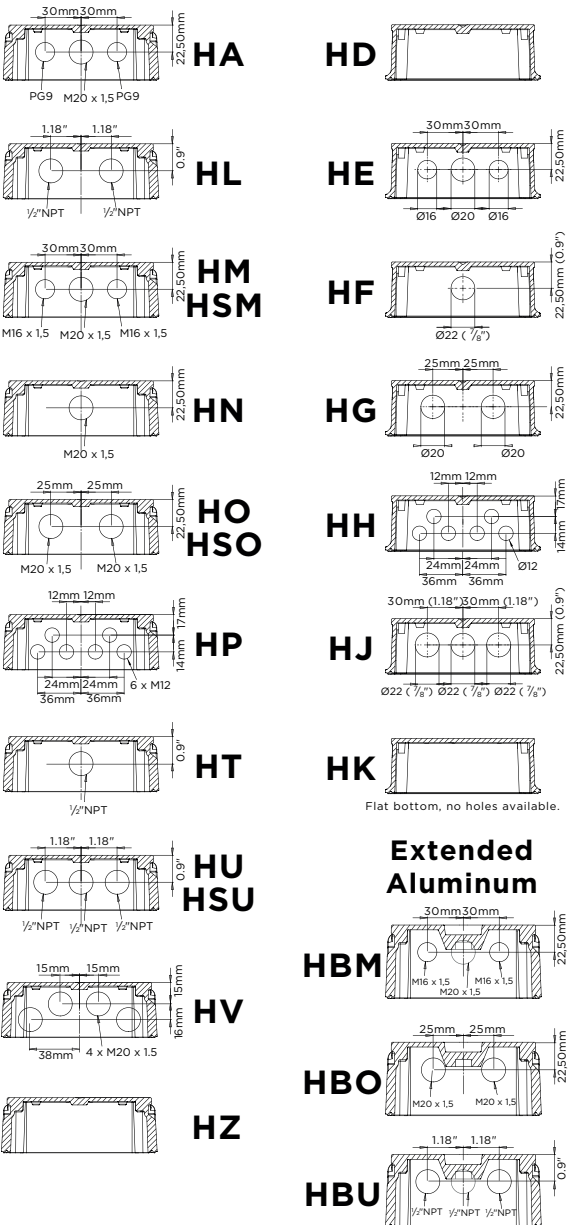
Aluminum, GRP & Stainless steel 316L field mount enclosures



Cable entries

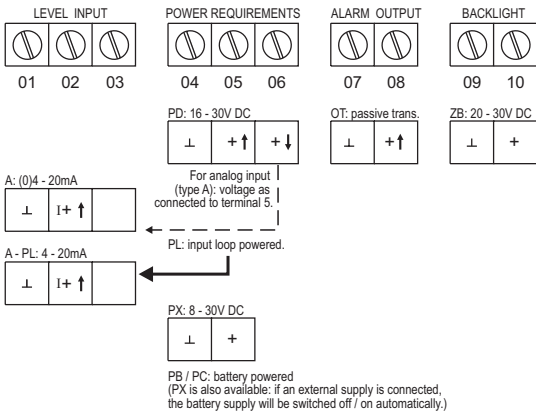
Aluminum / Stainless Steel

GRP



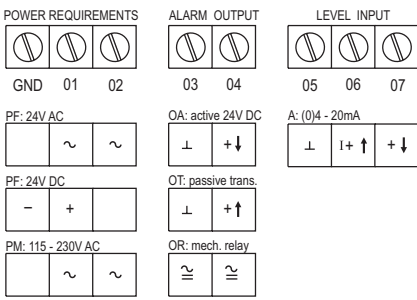
Terminal connections

PB/PC - PD - PL - PX

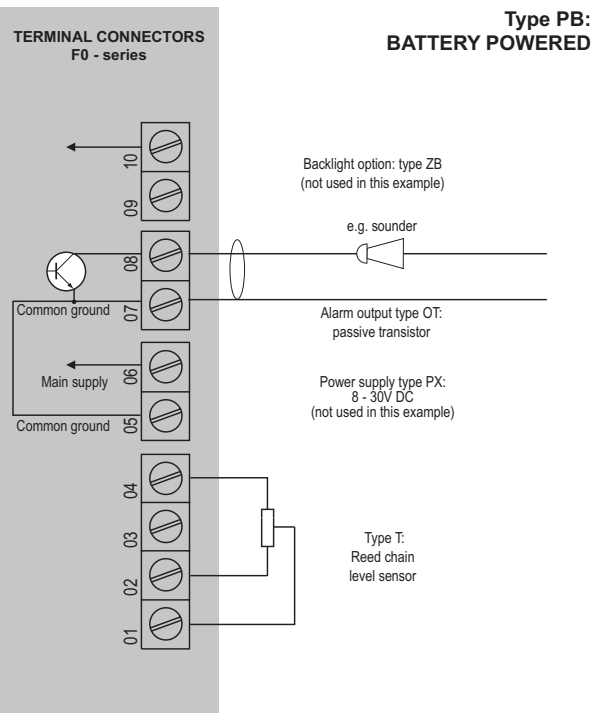


Terminal connections

PF - PM

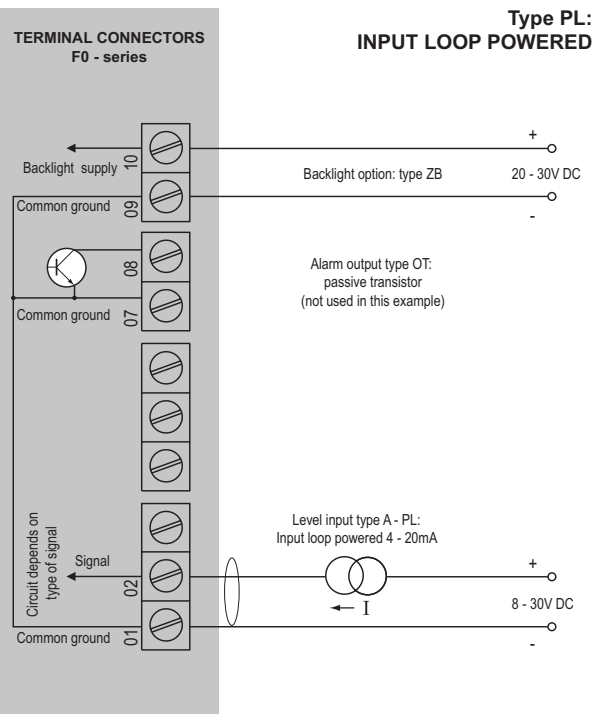


Configuration example F073-T-OT-PB-(PX)-XX-(ZB)



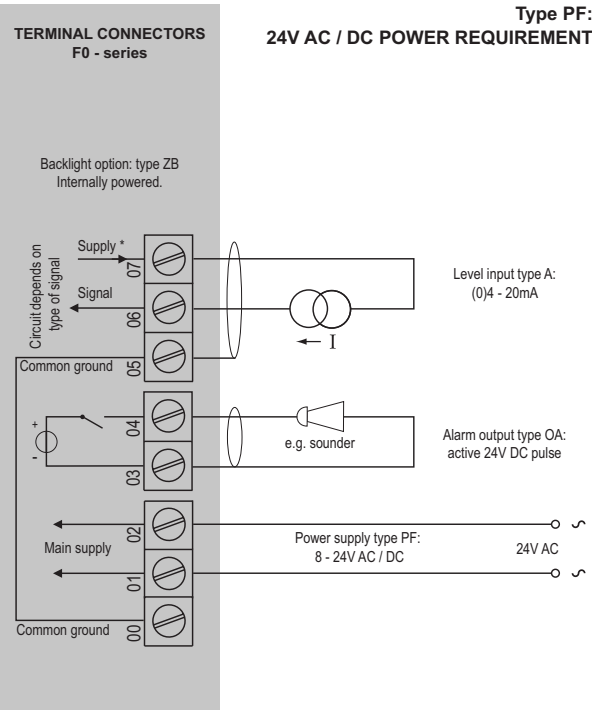
Sensor supply: not available.

Configuration example F073-A-(OT)-PL-XX-ZB



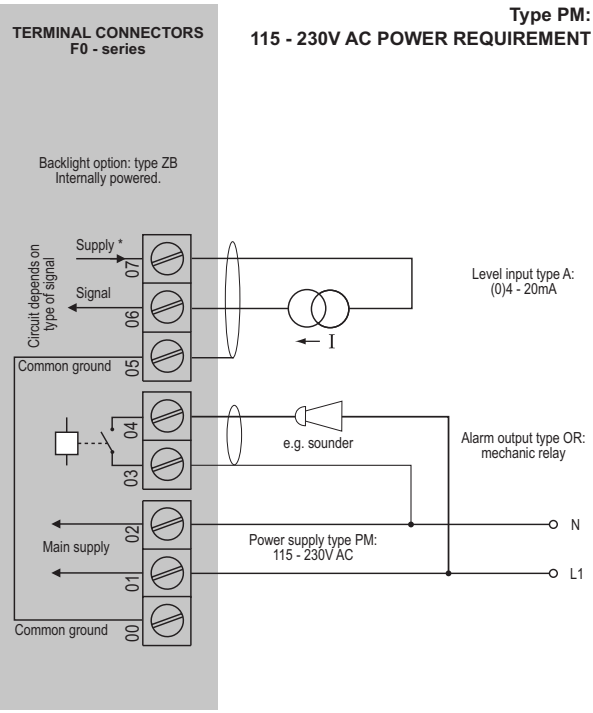
Sensor supply: sensor is externally powered.

Configuration example F073-A-OA-PF-XX-ZB



\* Sensor supply voltage: Terminal 7: 8.2 / 12 / 24V DC.

Configuration example F073-A-OR-PM-XX-ZB



\* Sensor supply voltage: Terminal 7: 8.2 / 12 / 24V DC.



Hazardous area applications

The F073-XI has been certified according to ATEX and IECEx by DEKRA and according to CSA c-us and FM for use in Intrinsically Safe applications with an ambient temperature of -40°C to +70°C (-40°F to +158°F). For equipment category 1 D (EPL Da), -40°C to +50°C (-40°F to +122°F).

- The ATEX markings for gas and dust applications are:

Gas: **II 1 G Ex ia IIC T4 Ga.**  
Dust: **II 1 D Ex ia IIIC T<sub>200</sub> 100 °C Da.**

- The IECEx markings for gas and dust applications are:

Gas: **Ex ia IIC T4 Ga**  
Dust: **Ex ia IIIC T<sub>200</sub> 100 °C Da.**

- The CSA c-us markings are:

**IS Class I/II/III, Division 1, Groups A to G T4.**  
**Class 1 Zone 0 AEx ia IIC T4 Ga.**  
**Ex ia IIC T4 Ga.**

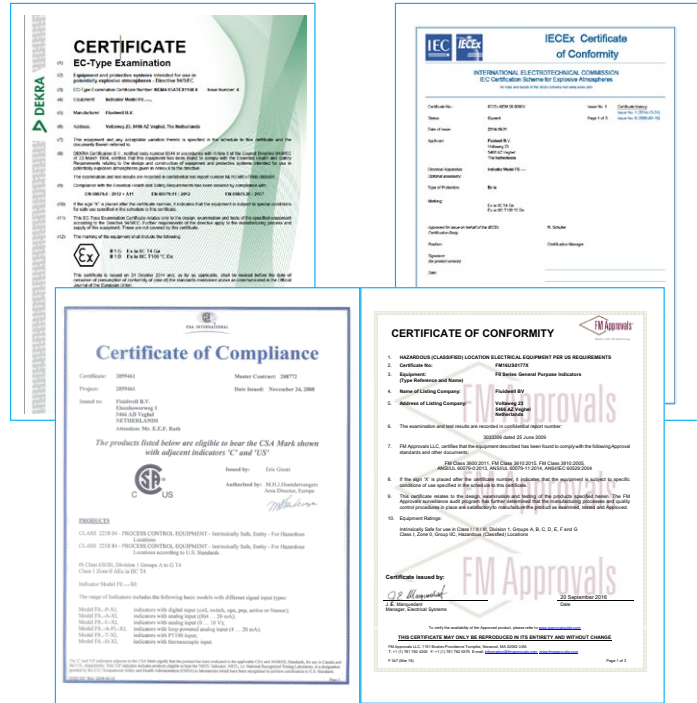
- The FM markings are:

**IS, Class I, II, III, Division 1, Groups A to G T4.**  
**Class I, Zone 0, AEx ia IIC T4**

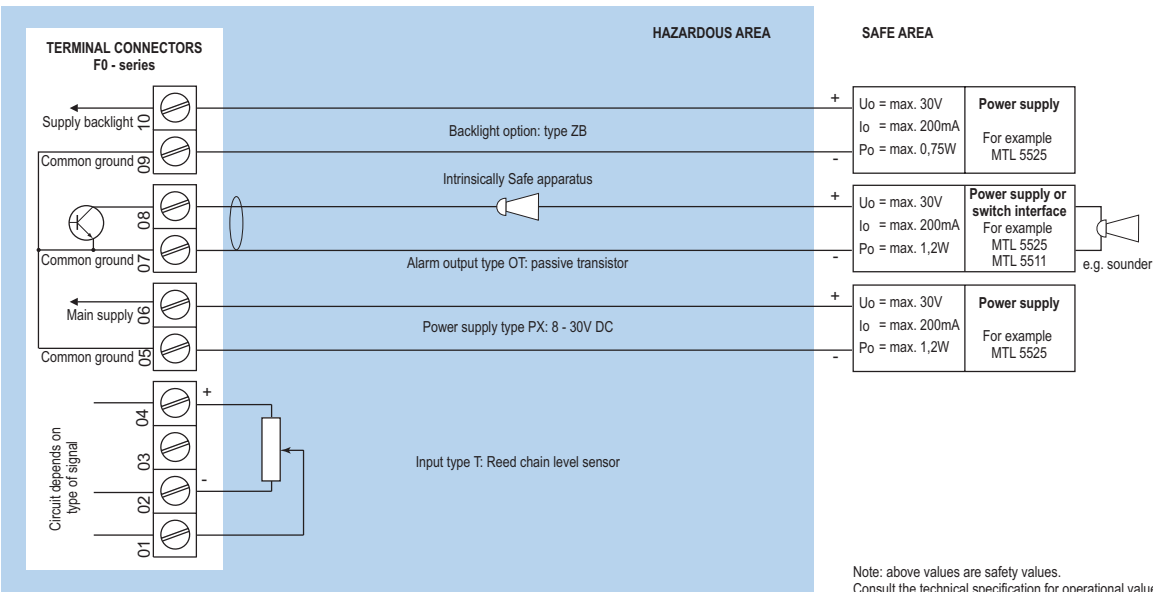
It is allowed to connect up to three I.S. power supplies to power the unit, sensor and backlight. Consult the certificate for the maximum input and output values of the circuits.

The F073-PD-XI offers the input voltage to power an analog sensor. An ATEX/IECEx approved flame proof Ex d enclosure is available as well. Please contact your supplier for further details.

Certificate of conformity KEMA 05ATEX1168 X • IECEx KEM 08.0006X  
• CSA.08.2059461



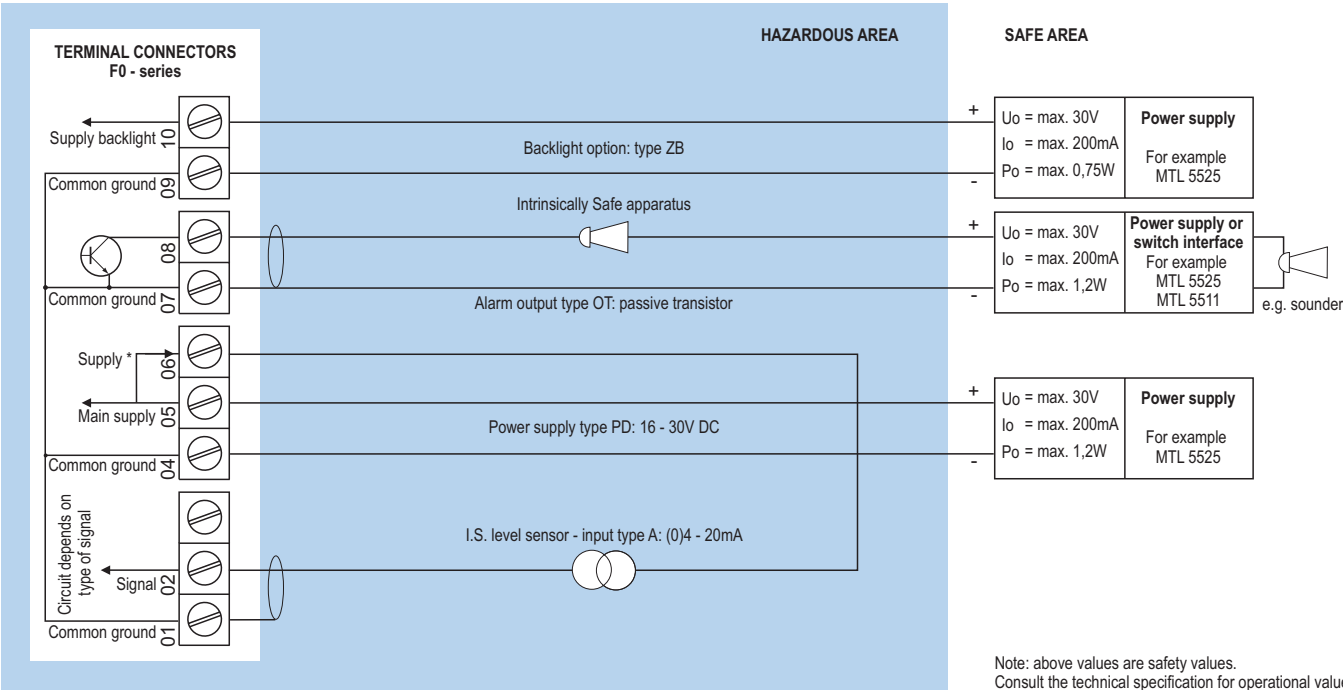
Configuration example IIA - IIB and IIC - F073-T-OT-PX-XI-ZB - Basic power requirement 8 - 30V DC



Please note: type PX may be used in combination with the battery (type PC). PX will power the unit; the battery will be disabled automatically till power is disconnected.

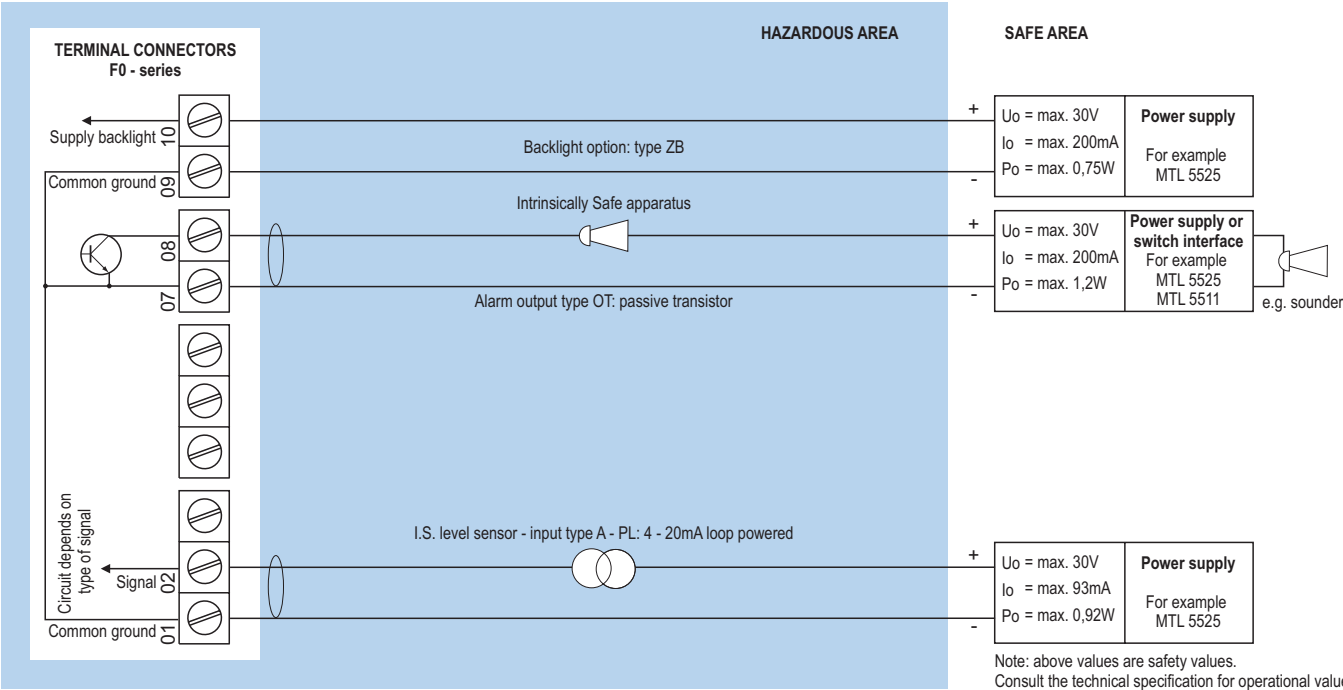
Note: above values are safety values.  
Consult the technical specification for operational values.

Configuration example IIA - IIB and IIC - F073-A-OT-PD-XI-ZB - Power requirement 16 - 30V DC



\* Sensor supply voltage for analog level sensor type A: Terminal 6: as input voltage terminal 5 (internally linked).  
Please note: type PD may be used in combination with the battery (type PC). PD will power the unit; the battery will be disabled automatically till power is disconnected.

Configuration example IIA - IIB and IIC - F073-A-OT-PL-XI-ZB - Input loop powered



Sensor supply is not available: unit is input loop powered (type PL).  
Please note: type PL may be used in combination with the battery (type PC). PL will power the unit; the battery will be disabled automatically till power is disconnected.

## Display

<b>Type</b>	High intensity reflective numeric and alphanumeric LCD, UV-resistant.
<b>Dimensions</b>	90 x 40mm (3.5" x 1.6").
<b>Digits</b>	Seven 17mm (0.67") and eleven 8mm (0.31") digits. Various symbols and measuring units.
<b>Refresh rate</b>	User definable: fast, 1sec, 3sec, 15sec, 30sec, off.
<b>Option ZB</b>	Transflective LCD with white LED-backlight. Red (flashing) backlight during alarm conditions. Intensity and alarm response selected through the keyboard. Good readings in full sunlight and darkness. Also available Intrinsically Safe.

## Ambient temperature

<b>Safe areas</b>	-40°C to +80°C (-40°F to +176°F).
<b>EPL Ga / 1G</b>	-40°C to +70°C (-40°F to +158°F).
<b>EPL Da / 1D</b>	-40°C to +50°C (-40°F to +122°F). max. dust layer thickness: 200mm.
<b>EPL Db / 2D</b>	-40°C to +70°C (-40°F to +158°F). max. dust layer thickness: 5mm.

## Power requirements

<b>Type PB</b>	Long life Lithium battery - life-time depends upon settings and configuration - up to 5 years. (requires PD, PL or PX)
<b>Type PC</b>	Intrinsically Safe long life lithium battery - life-time depends upon settings and configuration - up to 5 years. (requires XI and PD, PL or PX)
<b>Type PD</b>	16 - 30V DC. power consumption max. 1W.
<b>Type PF</b>	24V AC / DC ± 10%. Power consumption max. 15W.
<b>Type PL</b>	Input loop powered from sensor signal 4 - 20mA (type "A").
<b>Type PM</b>	115 - 230V AC ± 10%. Power consumption max. 15W.
<b>Type PX</b>	8 - 30V DC. Power consumption max. 0.3W.
<b>Type ZB</b>	20 - 30V DC ± 10%. Power consumption max. 1W. With type PF / PM: internally powered.
<b>Note PB/PF/PM</b>	Not available Intrinsically Safe.
<b>Note PF/PM</b>	The total consumption of the sensor, active output type OA and backlight type ZB may not exceed 400mA @ 24V DC.
<b>Note XI</b>	For Intrinsically Safe applications, consult the safety values in the certificate.

## Sensor excitation

<b>Type PB/PC/PX</b>	Only suitable for Reed chain sensors.
<b>Type PD</b>	The sensor supply voltage will be according to power supply voltage (as connected to terminal 5).
<b>Type PF / PM</b>	8.2 / 12 / 24V DC - max. 400mA @ 24V DC.
<b>Note</b>	Sensor supply is not needed for Reed chain sensors.

## Terminal connections

<b>Type</b>	Removable plug-in terminal strip. Wire max. 1.5mm <sup>2</sup> and 2.5mm <sup>2</sup> .
-------------	---

## Data protection

<b>Type</b>	EEPROM backup of all settings. Data retention at least 10 years.
<b>Password</b>	Configuration settings can be password protected.

## Directives & Standards

<b>EMC</b>	Directive 2014/30/EU, FCC 47 CFR part 15.
<b>Low voltage</b>	Directive 2014/35/EU
<b>RoHS</b>	Directive 2011/65/EU
<b>ATEX / IECEx</b>	Directive 2014/34/EU, IEC 60079-0, IEC 60079-11.
<b>FM</b>	FM Class No. 3600, FM Class No. 3610.
<b>CSA</b>	CSA 22.2 No. 157-92.
<b>IP &amp; NEMA</b>	EN 60529 & NEMA 250.

## Intrinsically Safe (Type XI)

<b>ATEX</b>	Gas: II 1 G Ex ia IIC T4 Ga. Dust: II 1 D Ex ia IIIC T <sub>200</sub> 100 °C Da.
<b>IECEX</b>	Gas: Ex ia IIC T4 Ga. Dust: Ex ia IIIC T <sub>200</sub> 100 °C Da.
<b>CSA c-us</b>	IS Class I/II/III, Division 1, Groups A to G T4. Class 1 Zone 0 AEx ia IIC T4 Ga.
<b>FM</b>	IS, Class I, II, III, Division 1, Groups A to G T4. Class I, Zone 0, AEx ia IIC T4

## Explosion proof (Type XF)

<b>ATEX/IECEX</b>	Gas: II 2 G Ex db IIB+H2 T5 Gb. Dust: II 2 D Ex tb IIIC T80°C.
<b>Protection</b>	IP66
<b>Type XF</b>	Dimensions of enclosure: 300 x 250 x 200mm (11.8" x 9.9" x 7.9") L x H x D.
<b>Weight</b>	Appr. 15kg.



## Enclosure

<b>Window</b>	Polycarbonate window.
<b>Sealing</b>	Silicone.
<b>Control keys</b>	Three industrial micro-switch keys. UV-resistant silicone keypad.

## Panel mount enclosures

<b>Dimensions</b>	130 x 120 x 60mm (5.12" x 4.72" x 2.36") - W x H x D.
<b>Panel cut-out</b>	115 x 98mm (4.53" x 3.86") L x H.
<b>Type HB</b>	Die-cast aluminum panel mount enclosure IP65 / NEMA Type4X.
<b>Weight</b>	600 gr.
<b>Type HC</b>	GRP panel mount enclosure IP65 / NEMA Type4X, UV-resistant and flame retardant.
<b>Weight</b>	450 gr.
<b>Type HSB</b>	Die-cast stainless steel 316L IP67/NEMA Type4X.
<b>Weight</b>	1150gr.

## GRP wall / field mount enclosures

<b>General</b>	GRP wall/field mount enclosure IP67 / NEMA Type4X, UV-resistant and flame retardant.
<b>Dimensions</b>	130 x 120 x 75mm (5.12" x 4.72" x 2.95") - W x H x D.
<b>Weight</b>	600 gr.
<b>Type HD</b>	Cable entry: no holes.
<b>Type HE</b>	Cable entry: 2 x Ø 16mm and 1 x Ø 20mm.
<b>Type HF</b>	Cable entry: 1 x Ø 22mm (7/8").
<b>Type HG</b>	Cable entry: 2 x Ø 20mm.
<b>Type HH</b>	Cable entry: 6 x Ø 12mm.
<b>Type HJ</b>	Cable entry: 3 x Ø 22mm (7/8").
<b>Type HK</b>	Flat bottom, cable entry: no holes.

## Aluminum wall / field mount enclosures

<b>General</b>	Die-cast aluminum wall/field mount enclosure IP67 / NEMA Type4X with 2-component UV-resistant coating. Extended back cover available with undrilled preparation for direct meter mounting.
<b>Dimensions</b>	130 x 120 x 75mm (5.12" x 4.72" x 2.95") - W x H x D. 130 x 120 x 90mm (5.12" x 4.72" x 3.54") - W x H x D.
<b>Weight</b>	1100 gr. / extended enclosure: 1310 gr.
<b>Type HA</b>	Cable entry: 2 x PG9 and 1 x M20.
<b>Type HL</b>	Cable entry: 2 x 1/2" NPT.
<b>Type HM/HBM</b>	Cable entry: 2 x M16 and 1 x M20.
<b>Type HN</b>	Cable entry: 1 x M20.
<b>Type HO/HBO</b>	Cable entry: 2 x M20.
<b>Type HP</b>	Cable entry: 6 x M12.
<b>Type HT</b>	Cable entry: 1 x 1/2" NPT.
<b>Type HU/HBU</b>	Cable entry: 3 x 1/2" NPT.
<b>Type HV</b>	Cable entry: 4 x M20.
<b>Type HZ</b>	Cable entry: no holes.

## Stainless steel 316L wall / field mount enclosures

<b>General</b>	Die-cast stainless steel 316L wall / field mount enclosure with flat bottom. IP67 / NEMA Type4X.
<b>Dimensions</b>	130 x 120 x 75mm (5.12" x 4.72" x 2.95") - W x H x D.
<b>Weight</b>	2700 gr.
<b>Type HSM</b>	Cable entry: 2 x M16 + 1 x M20.
<b>Type HSO</b>	Cable entry: 2 x M20.
<b>Type HSU</b>	Cable entry: 3 x 1/2"NPT.

## Signal inputs - Level sensor

<b>Span</b>	0.001 - 999,999 with variable decimal position.
<b>Offset</b>	-999,999 / +999,999 units.
<b>Relationship</b>	Linear and square root calculation.
<b>Type A</b>	(0)4 - 20mA. Analog input signal can be scaled to any desired range within 0 - 20mA.
<b>Type U</b>	0 - 10V DC. Contact factory.
<b>Accuracy</b>	Resolution: 16 bit. Error < 0.01mA / ± 0.05% FS. Low level cut-off programmable.
<b>Update time</b>	Four times per second.
<b>Voltage drop</b>	Type A: max. 1V DC @ 20mA.
<b>Voltage drop</b>	Type A - PL (loop powered): max. 2.6V DC @ 20mA.
<b>Note A</b>	For signal type A: external power to sensor is required; e.g. type PD.
<b>Type T</b>	3-wire Reed chain sensor (req. PB, PC or PX).
<b>Update time</b>	Once per second.

## Signal output - Digital output

<b>Function</b>	User defined: low, high or both alarms output.
<b>Type OA</b>	One active 24V DC transistor output (PNP); load max. 400mA (requires PF or PM).
<b>Type OR</b>	One electro-mechanical relay output - isolated; max. switch power 230V AC (N.O.) - 0.5A (requires PF or PM).
<b>Type OT</b>	One passive transistor output (NPN) - not isolated. Max. 50V DC - 300mA per output.

## Operator functions

<b>Displayed info</b>	<ul style="list-style-type: none"> <li>• Level.</li> <li>• Height or percentage (or no indication).</li> <li>• High alarm value.</li> <li>• Low alarm value.</li> <li>• Alarm values can be set (or only displayed).</li> </ul>
-----------------------	---

## Level

<b>Digits</b>	7 digits.
<b>Units</b>	L, m³, GAL, USGAL, kg, lb, bbl, no unit.
<b>Decimals</b>	0 - 1 - 2 or 3.

## Height

<b>Digits</b>	6 digits.
<b>Units</b>	mm, cm, m, mtr, inch, ft, mmwk, mmwc, cmwk, cmwc, mwk, mwc, inwc, ftwc, mbar, bar, psi, no unit.
<b>Decimals</b>	0 - 1 or 2.

## Percentage

<b>Digits</b>	3 digits.
<b>Decimals</b>	1.

## Alarm values

<b>Digits</b>	7 digits.
<b>Units</b>	According to selection for level.
<b>Decimals</b>	According to selection for level.
<b>Time units</b>	According to selection for level.
<b>Type of alarm</b>	Low and high level alarm. Includes alarm delay time and configurable alarm output.

	Description	
Model	<b>F073</b>	<b>Level monitor with one high / low alarm output.</b>
Input	<b>A</b>	<b>(0)4 - 20mA input.</b>
	T	Reed chain resistance input - requires PX.
Enclosures	HB	Aluminum panel mount enclosure.
	<b>HC</b>	<b>GRP panel mount enclosure.</b>
	HSB	Stainless steel 316L panel mount enclosure.
	HD	GRP field mount - Cable entry: no holes.
	HE	GRP field mount - Cable entry: 2 x Ø 16mm & 1 x Ø 20mm.
	HF	GRP field mount - Cable entry: 1 x Ø 22mm (7/8").
	HG	GRP field mount - Cable entry: 2 x Ø 20mm.
	HH	GRP field mount - Cable entry: 6 x Ø 12mm.
	HJ	GRP field mount - Cable entry: 3 x Ø 22mm (7/8").
	HK	GRP field mount, flat bottom - Cable entry: no holes.
	HA	Aluminum field mount - Cable entry: 2 x PG9 + 1 x M20.
	HL	Aluminum field mount - Cable entry: 2 x 1/2"NPT.
	HM	Aluminum field mount - Cable entry: 2 x M16 + 1 x M20.
	HN	Aluminum field mount - Cable entry: 1 x M20.
	HO	Aluminum field mount - Cable entry: 2 x M20.
	HP	Aluminum field mount - Cable entry: 6 x M12.
	HT	Aluminum field mount - Cable entry: 1 x 1/2"NPT.
	HU	Aluminum field mount - Cable entry: 3 x 1/2"NPT.
	HV	Aluminum field mount - Cable entry: 4 x M20.
	HZ	Aluminum field mount - Cable entry: no holes.
	HBM	Extended Alu. field/meter mount - Cable entry: 2 x M16 + 1 x M20.
	HBO	Extended Alu. field/meter mount - Cable entry: 2 x M20.
	HBU	Extended Alu. field/meter mount - Cable entry: 3 x 1/2"NPT.
	HSM	Stainless steel 316L field mount - Cable entry: 2 x M16 + 1 x M20.
	HSO	Stainless steel 316L field mount - Cable entry: 2 x M20.
	HSU	Stainless steel 316L field mount - Cable entry: 3 x 1/2"NPT.
Digital output	OA	One active transistor output - requires XX and PF or PM.
	OR	One mechanical relay output - requires XX and PF or PM.
	<b>OT</b>	<b>One passive transistor output.</b>
Power	PD	16 - 30 V DC + sensor supply.
	PF	24V AC/DC + sensor supply - requires XX.
	PL	Input loop powered from sensor signal type "A".
	PM	115 - 230V AC + sensor supply - requires XX.
	<b>PX</b>	<b>Basic power supply 8 - 30V DC.</b>
Battery	PB	Additional lithium battery powered (opt.) - requires XX and PD, PL or PX.
	PC	Additional lithium battery powered (opt.) - Intrins. safe - requires XI and PD, PL or PX.
Hazardous	XI	Intrinsically safe, according ATEX, IECEx, CSA c-us and FM.
	XF	Ex d enclosure - 3 keys according ATEX and IECEx.
	<b>XX</b>	<b>Safe area only, according CE / UKCA.</b>
Options	ZB	Backlight.
	<b>ZX</b>	<b>No options.</b>

The **bold** marked text contains the standard configuration: F073-A-HC-OT-PX-XX-ZX.