


## Batch Controller with one stage control



*Application examples: Marine applications*



*Control rooms*



*Food industry*

**The D-Series is a front panel mount indicator, controller and monitoring system for measurement applications in industrial environments. It is the robust alternative for your existing, not waterproof, panel meters.**

### Advantages

- Unique, robust IP66, IP67 (NEMA Type4X) panel mount front enclosure made of die cast aluminum, allowing even big jets of water and total immersion.
- Intuitive “Know one, know them all!” configuration menu, saving time, cost and aggravation.
- Resistant to harsh weather conditions: rain, snow, salty atmospheres.
- Only a few inches depth clearance for smaller, low cost panels and panel doors.

### Features

- Self-learning overrun correction.
- Easy operation to enter a batch value and to control the process.
- Large display shows preset value and running batch value simultaneously.
- Count-up and count-down function available.
- LED backlight option.
- Selectable on-screen engineering units ; volumetric or mass.
- Ability to process all types of signals: Sine wave (coil), NAMUR, NPN/PNP pulse, Reed-switch, Active pulse signals, (0)4-20mA, 0-10V DC.
- One control output for one-stage batching, available as passive signal, active signal or a robust, (NO/NC) relay.
- Power requirements: Input loop powered, battery powered or 8 - 30V DC, 24V AC and 115 - 230V AC.
- Sensor supply: 1.2 / 3 / 8.2 / 12 / 24V DC.

## Introduction

The D030 is a straight forward but basic, panel mount batch controller. The operator can enter a batch quantity easily or execute repeating batches. During the batch, the preset value is displayed as well as the batched (or remaining) quantity and the units of measurement. The automatic self-learning overrun correction will ensure an accurate result each batch again.

## Display

The display has large 17mm (0.67") and 8mm (0.31") digits which are used to display the batched quantity and the preset value simultaneously. On-screen engineering units are easily configured from a comprehensive menu. A seven digit resettable "day total" is available as well as an eleven digit non-resettable accumulated total. All are backed-up in EEPROM memory every minute. The display is a transfective type, which means that a high contrast reading is guaranteed, even in full sunlight. The D030 has a smart display update function incorporated. Related to the lower temperatures, the update frequency of the LCD is tuned automatically to achieve a readable display even at -40°C / -40°F.

## Power requirements

The basic power supply for the D030 is 8 - 30V DC. Several other power supplies are possible: With the 24V AC/DC and 115 - 230V AC power supplies, an 8.2 / 12 / 24V DC sensor supply is offered. For analog sensors, a 4 - 20mA input loop powered version is available. Finally we offer a long life lithium battery with a life expectancy that will last up to five years.

## Configuration

All configuration settings are accessed via a simple operator menu which can be password protected. Each setting is clearly indicated with an alphanumerical description, which avoids confusing abbreviations. Once familiar with one D-series product, you will be able to program all models in all series without a manual. All settings are safely stored in EEPROM memory in the event of sudden power failure.



## Backlight

For those applications where readability during day and night is an issue, a white backlight is available. The intensity can be adjusted in the configuration menu.

## Control output

One output is available for one stage control of smaller batchvolumes. The output signal can be a passive NPN, active PNP or a robust, highly isolated electro-mechanical relay (NO/NC).



All info  
at a glance



Easy  
to install



Easy  
to program



Know one  
know them all!



Reliable




User-friendly

### Overview application D030

The D-Series is a DIN-sized display and the better alternative for your existing, not waterproof, front panel mount indicators in extreme weather outdoor applications or e.g. in food industries where working environments are often cleaned with powerful water jets The D030 fits in batching applications of small up to very large quantities with single or repeating batches.

Alternative models: F and N-Series batch controllers.



### Signal input

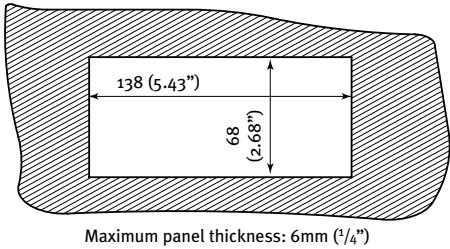
The D030 accepts most pulse and analog input signals for volumetric flow or mass flow measurement. The input signal type can be selected by the user in the configuration menu without having to adjust any sensitive mechanical dip-switches, jumpers or trimmers. The analog input is available with lineair and square root calculation and even as 4 - 20mA input loop powered.

Type of signal	Resistance	Low Pass filter (LP)	Max. frequency	Max. frequency Low Pass filter (LP)	Min. amplitude p-p	Remark
NPN	100kΩ pull-up	100kΩ pull-up	6kHz Threshold 1.2V	2.2kHz		Open collector
REED	1MΩ pull-up	1MΩ pull-up	1.2kHz Threshold 1.2V	120Hz		
PNP	47KΩ pull-down	100KΩ pull-down	6kHz Threshold 1.2V	1.2kHz		
NAMUR	820Ω pull-down	-	4kHz	-		External power required
COIL LO	-	-		-	90mV <sub>pp</sub>	Default sensitivity
COIL-HI	-	-	-	-	20mV <sub>pp</sub>	Sensitive for interference!
COIL-HI (Type ZF)					10mV <sub>pp</sub>	
COIL-HI (Type ZG)					5mV <sub>pp</sub>	
ACTIVE 8.2V DC	3K9Ω		10kHz Threshold 4V			External power required
ACTIVE 12V DC	4KΩ		10kHz Threshold 6V			External power required
ACTIVE 24V DC	3KΩ		10kHz Threshold 12V			External power required

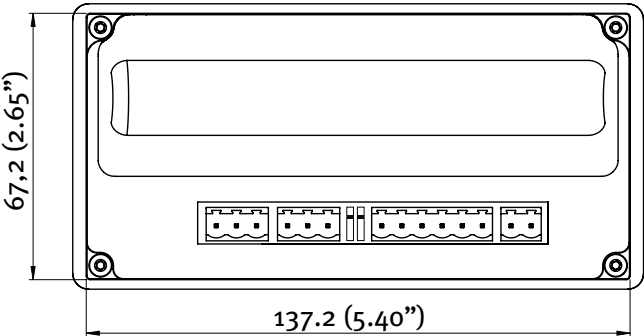
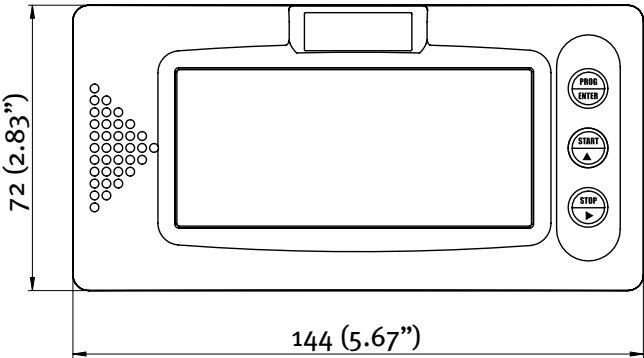
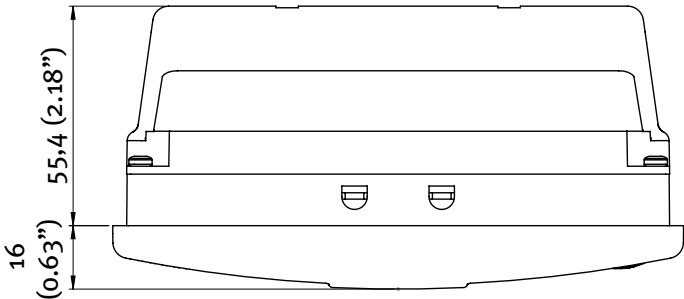
Enclosures

The D030 is supplied in a unique, robust IP66, IP67 (NEMA Type4X) class panel mount front enclosure made of die cast aluminum, based on a popular DIN sized enclosure of 144 x 72mm. The front enclosure withstands powerful water jets and even total immersion. The maximum thickness of the panel is 6mm (1/4"). The D-Series is the better alternative for your existing, not waterproof, front panel mounted indicators.

Panel cut out

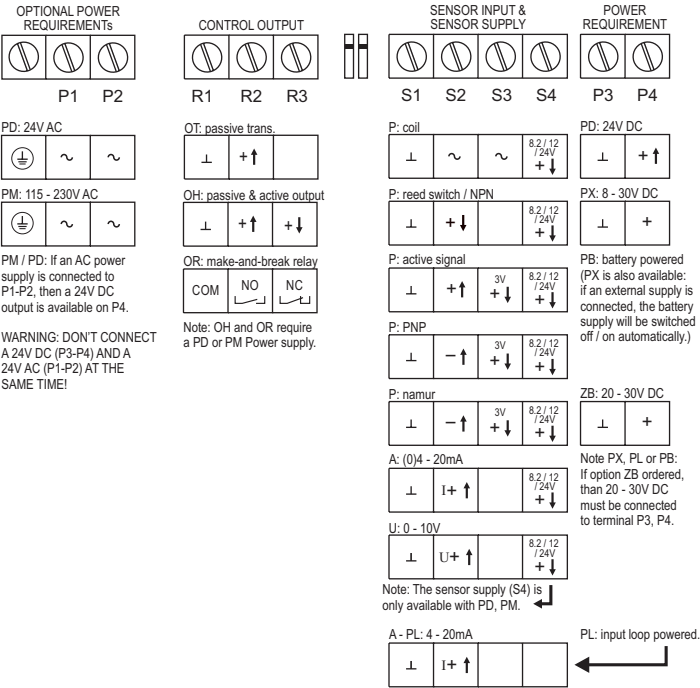


Dimensions enclosure

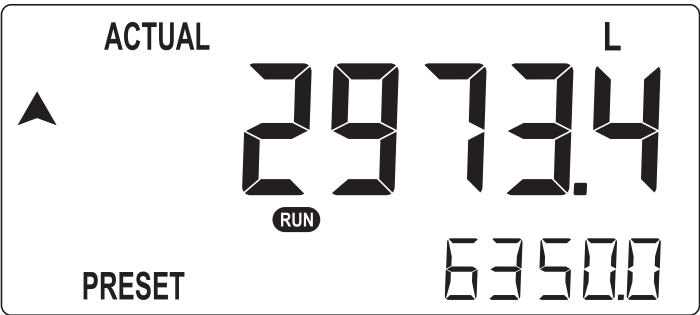


Dimensions according DIN 43700 / IEC 61554

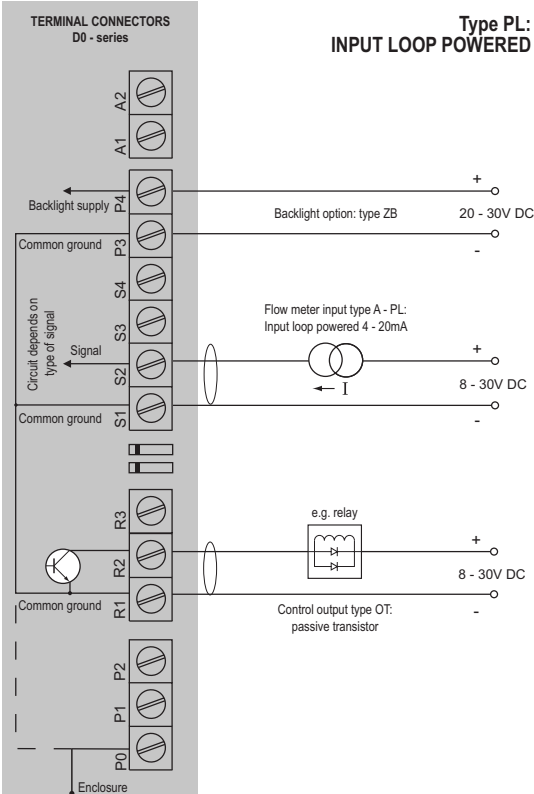
Terminal connections D030



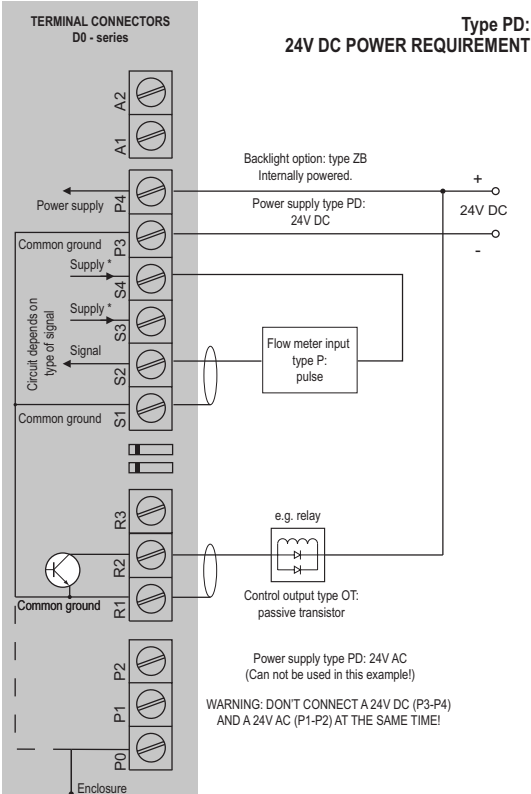
Display example - 90 x 40mm (3.5" x 1.6")



Configuration example D030-A-OT-PL-XX-ZB



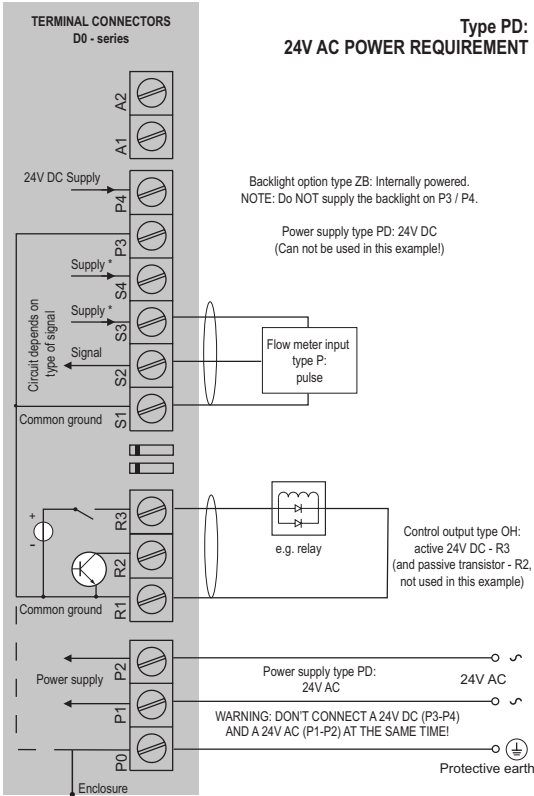
Configuration example D030-P-OT-PD-XX-ZB



\* Sensor supply voltage for pulse flow meter type P:  
Terminal S3: 1.2 / 3V DC.  
Terminal S4: 8.2 / 12 / 24V DC.

\* Sensor supply voltage for analog flow meter type A / U:  
Terminal S4: 8.2 / 12 / 24V DC.

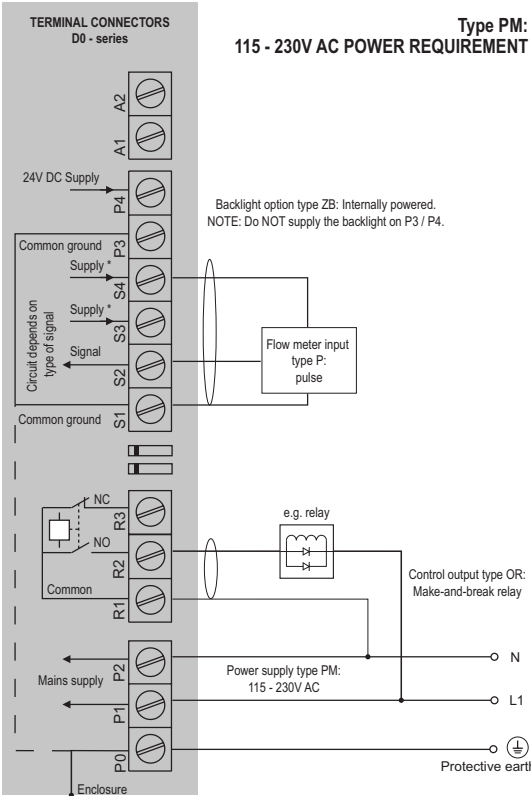
Configuration example D030-P-OH-PD-XX-ZB



\* Sensor supply voltage for pulse flow meter type P:  
Terminal S3: 1.2 / 3V DC.  
Terminal S4: 8.2 / 12 / 24V DC.

\* Sensor supply voltage for analog flow meter type A / U:  
Terminal S4: 8.2 / 12 / 24V DC.

Configuration example D030-P-OR-PM-XX-ZB



\* Sensor supply voltage for pulse flow meter type P:  
Terminal S3: 1.2 / 3V DC.  
Terminal S4: 8.2 / 12 / 24V DC.

\* Sensor supply voltage for analog flow meter type A / U:  
Terminal S4: 8.2 / 12 / 24V DC.



## Display

<b>Type</b>	High intensity reflective numeric and alphanumeric LCD, UV-resistant.
<b>Dimensions</b>	90 x 40mm (3.5" x 1.6").
<b>Digits</b>	Seven 17mm (0.67") and eleven 8mm (0.31") digits. Various symbols and measuring units.
<b>Refresh rate</b>	User definable: fast, 1sec, 3sec, 15sec, 30sec, off.
<b>Option ZB</b>	Transflective LCD with white LED-backlight. Intensity can be adjusted in the configuration menu. Good readings in full sunlight and darkness.

## Ambient temperature

<b>Safe areas</b>	-40°C to +80°C (-40°F to +176°F).
-------------------	-----------------------------------

## Power requirements

<b>Type PB</b>	Long life Lithium battery - life-time depends upon settings and configuration - up to 5 years. (requires PX)
<b>Type PD</b>	24V AC/DC $\pm 10\%$ . Power consumption max. 10W.
<b>Type PL</b>	Input loop powered from sensor signal 4 - 20mA (requires type A).
<b>Type PM</b>	115 - 230V AC $\pm 10\%$ . Power consumption max. 15W.
<b>Type PX</b>	8 - 30V DC. Power consumption max. 0.3W.
<b>Type ZB</b>	20 - 30V DC. Power consumption max. 1W. With type PD / PM: internally powered.

## Sensor excitation

<b>Type PB / PX</b>	3V DC for pulse signals and 1.2V DC for coil pick-up.
<b>Note PB / PX</b>	This is not a real sensor supply. Only suitable for sensors with a very low power consumption like coils (sine wave) and reed-switches.
<b>Type PD / PM</b>	for pulse signals: 1.2 / 3 / 8.2 / 12 / 24V DC For analog signals: 8.2 / 12 / 24V DC. 8.2V DC, $I_{out}$ max. 35mA @ 20°C. 12V DC, $I_{out}$ max. 50mA @ 20°C. 24V DC, $I_{out}$ max. 75mA @ 20°C. (this voltage can vary depending on the input supply voltage)
<b>Note PD / PM</b>	Total consumption of sensor, active output OH and backlight may not exceed 75mA @ 24V DC @ 20°C.

## Directives & Standards

<b>EMC</b>	Directive 2014/30/EU, FCC 47 CFR part 15.
<b>Low voltage</b>	Directive 2014/35/EU
<b>RoHS</b>	Directive 2011/65/EU
<b>IP &amp; NEMA</b>	EN 60529 & NEMA 250.

## Data protection

<b>Type</b>	EEPROM backup of all settings. Backup of running totals every minute. Data retention at least 10 years.
<b>Password</b>	Configuration settings can be password protected.

## Enclosure

<b>Window</b>	Polycarbonate window.
<b>Sealing</b>	Silicone.
<b>Control keys</b>	Three industrial micro-switch keys. UV-resistant silicone keypad.

## Panel mount enclosure

<b>Dimensions</b>	144 x 72 x 71.4mm (5.67" x 2.83" x 2.81") - W x H x D according DIN 43700 / IEC 61554.
<b>Panel cut-out</b>	138 x 68mm (5.43" x 2.68") L x H.
<b>Material</b>	Die-cast aluminum front panel + GRP back enclosure.
<b>Protection</b>	IP66, IP67 (NEMA Type4X) at the front-side.
<b>Weight</b>	325 gr.
<b>Panel thickness</b>	Max. 6mm ( $\frac{1}{4}$ ").

## Signal inputs - Flowmeter

<b>Type P</b>	Coil / sine wave (HI: 20mVpp or LO: 90mVpp - sensitivity selectable), NPN/PNP, open collector, reed switch, Namur, active pulse signals 8 - 12 and 24V DC.
<b>Frequency</b>	Minimum 0Hz - maximum 6kHz for total and flow rate. Maximum frequency depends on signal type and internal low-pass filter. E.g. reed switch with low-pass filter: max. frequency 120Hz.
<b>K-Factor</b>	0.000010 - 9,999,999 with variable decimal pos.
<b>Low-pass filter</b>	Available for all pulse signals.
<b>Option ZF</b>	coil sensitivity 10mVpp.
<b>Option ZG</b>	coil sensitivity 5mVpp.
<b>Type A</b>	(0)4 - 20mA. Analog input signal can be scaled to any desired range within 0 - 20mA.
<b>Type U</b>	0 - 10V DC. Analog input signal can be scaled to any desired range within 0 - 10V DC.
<b>Accuracy</b>	Resolution: 16 bit. Error < 0.01mA / $\pm 0.05\%$ FS. Low level cut-off programmable.
<b>Span</b>	0.0010 - 999,999 with variable decimal position.
<b>Update time</b>	Four times per second.
<b>Voltage drop</b>	Type A: max. 1V DC @ 20mA.
<b>Voltage drop</b>	Type A - PL (loop powered): max. 2.6V DC @ 20mA.
<b>Load impedance</b>	Type U: 3k $\Omega$ .
<b>Relationship</b>	Linear and square root calculation.
<b>Note A / U</b>	For signal type A and U: external power to sensor is required; e.g. type PD / PM.

## Signal output - Digital output

<b>Function</b>	Control output according the batch process.
<b>Type OH</b>	<ul style="list-style-type: none"> <li>Active 24V DC transistor output (PNP); Load max. 75mA. Requires PD/PM.</li> <li>Passive transistor output (NPN) - not isolated; Max. 24V DC - 300mA per output. Requires PD/PM</li> </ul>
<b>Type OR</b>	Isolated electro-mechanical relay (NO/NC). Requires PD/PM. Maximum resistive load: 2A @ 250V AC / 30V DC. Maximum inductive load: 0.5A (pilot duty applications)
<b>Note OR</b>	In case of inductive load, use RC snubbers.
<b>Type OT</b>	Passive transistor output (NPN) - not isolated. Max. 50V DC - 300mA per output.

## Operator functions

<b>Displayed info</b>	<ul style="list-style-type: none"> <li>Preset value - can be entered by the operator.</li> <li>Batched quantity or remaining quantity.</li> <li>Total and accumulated total.</li> <li>Total can be reset to zero by pressing the CLEAR-key twice.</li> </ul>
-----------------------	--

Total

Digits	7 digits.
Units	L, m³, GAL, USGAL, kg, lb, bbl, no unit.
Decimals	0 - 1 - 2 or 3.
Note	Total can be reset to zero.

Accumulated total

Digits	11 digits.
Units / decimals	According to selection for total.
Note	Can not be reset to zero.

	Description	
Model	<b>D030</b>	<b>Batch controller with one stage control.</b>
Input	A	(O)4 - 20mA input.
	<b>P</b>	<b>Pulse input, e.g., coil, npn, pnp, namur.</b>
	U	0 - 10V DC input.
Enclosure	<b>HB</b>	<b>Aluminum panel mount front enclosure.</b>
Digital output	OH	Active and passive transistor output - requires PD / PM.
	OR	Highly isolated mechanical relay output - requires PD / PM.
	<b>OT</b>	<b>Passive transistor output.</b>
Power	PD	24V AC / DC + sensor supply.
	PL	Input loop powered from sensor signal 4 - 20mA - requires type A.
	PM	115 - 230V AC + sensor supply.
	<b>PX</b>	<b>Basic power supply 8 - 30V DC (no real sensor supply).</b>
Battery	PB	Additional lithium battery (optional) - requires PL or PX.
Hazardous	<b>XX</b>	<b>Safe area only, according CE and UKCA.</b>
Options	ZB	Backlight.
	ZF	Coil input 10mVpp - requires type P.
	ZG	Coil input 5mVpp - requires type P.
	<b>ZX</b>	<b>No options.</b>

The **bold** marked text contains the standard configuration: D030-P-HB-OT-PX-XX-ZX.