

Basic Flow rate Indicator / Totalizer

nothing more, nothing less



Application examples: Common flow monitoring



Battery powered flow indication



Your brand customization

The basic indicators of the B-Series have all the benefits you may expect from a Fluidwell product: It's durable, reliable and very easy to operate. For more advanced functionality we recommend our D-, E-, F- and N-Series.

Advantages

- Durable IP65 (Type 4X) field, wall or meter mount enclosure.
- Intuitive "Know one, know them all!" configuration menu, saving time, cost and aggravation.
- Compact design.
- Competitive pricing.
- Design your own branded product with several enclosure customization options.

Features

- Displays instantaneous flow rate, total and accumulated total.
- Clear 12mm(0.5") numeric and 7mm(0.3") alphanumeric digits.
- All info at a glance with clear alphanumeric display.
- Bright LED backlight.
- The B-Basic accepts the basic sensor input signals: Reed-switch, Namur, NPN, PNP, Sine wave (coil)
- Power requirements: Lithium AA battery or 10 - 30V DC power supply.
- Auto backup of settings and running totals.
- One 20mm (0.79") and two 16mm (0.63") knock-out hole cable entries.
- Easy configurable via PC with free downloadable remote configuration tool.

Introduction

The B-Basic is a local indicator to display the actual flow rate, total and accumulated total. The total can be reset to zero by pressing the CLEAR button twice. On-screen engineering units are easily configured from a comprehensive selection.

Display

The main process information is displayed with 7 digits (12mm, 0.47") to show flow rate, total or accumulated total. The 7 alpha-numeric digits (7mm, 0.28") are used for the flow rate measurement units and the clear setup menu messages. For good readings in full sunlight and darkness, the B-Basic is provided with a bright backlight.

Power requirements

Two power inputs are available to supply the B-Series and sensor. The B-Basic can be powered with a single 3.6V lithium AA battery. The basic 10 - 30V DC power supply can supply the B-Basic including the backlight.

Configuration

The B-Series uses the same highly appreciated configuration structure of our Fluidwell product series. Each setting is clearly indicated with an alphanumerical description, which avoids confusing abbreviations. Once familiar with one B-series product, you will be able to program all models in all series without a manual. In other words: know one, know them all.

Remote configuration

Even more user-friendly is the remote configuration via a PC using the free downloadable Configuration Software. Connect the B-Series service connector with the special Configuration Cable (ACE02) to the USB port of your PC.



All info at a glance



Easy to install



Easy to program



Know one know them all!



Reliable



User-friendly

Overview application B-Basic

Basic flow measurement where a local flow rate indication and totalizer function is required without re-transmission functionality. The B-series offers you an economical solution for common industrial applications. Nothing more, nothing less. For intrinsically safe applications we offer our rugged, field mount F-Series indicators, for explosion proof applications we offer our E-Series indicators and for panel mount applications we offer our D-Series indicators.



Signal input

The B-Basic accepts the basic flowmeter input signals: Namur, Reed-switch, NPN, PNP and Sine wave (coil). The input signal type can easily be selected in the configuration menu.

Type of signal	Resistance	Low Pass filter (LP)	Max. frequency	Max. frequency Low Pass filter (LP)	Min. amplitude p-p	Remark
NPN	100kΩ pull-up		6 kHz Threshold 1.2V			Open collector
REED		1MΩ pull-up		120Hz		
PNP	47KΩ pull-down		6kHz Threshold 1.2V			
NAMUR	715Ω pull-down		4kHz	-		External power required
COIL	-	-		-	30mV _{pp}	

Enclosures

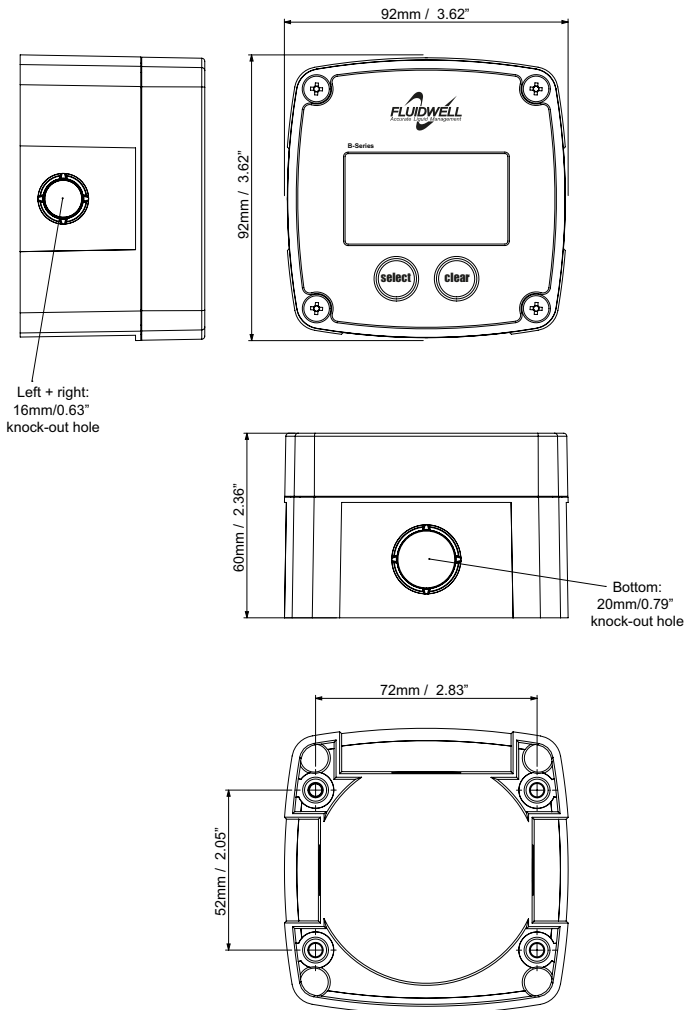
The smart design of the rugged IP65 (Type 4X) GRP enclosure ensures optimal advantages for various mounting possibilities. The B-Basict can be field, pipe or wall mounted or directly on the flowmeter. The back cover can be turned in steps of 90°, enabling cable entry from any side.

The standard enclosure will be delivered as follows:

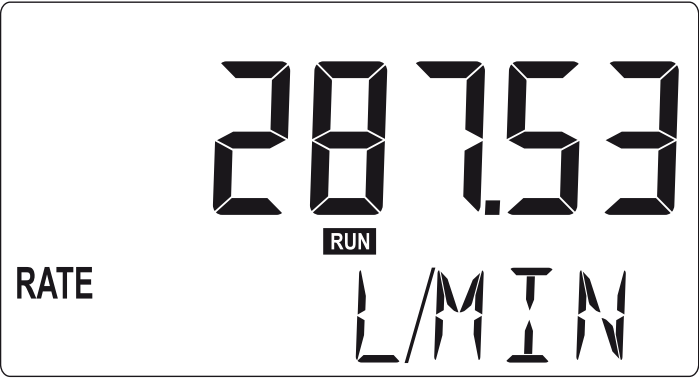
- Blue GRP back cover.
- White GRP front cover with blue polyester front foil and Fluidwell logo.

Dimensions enclosure

GRP field mount enclosure



B-Basic display example

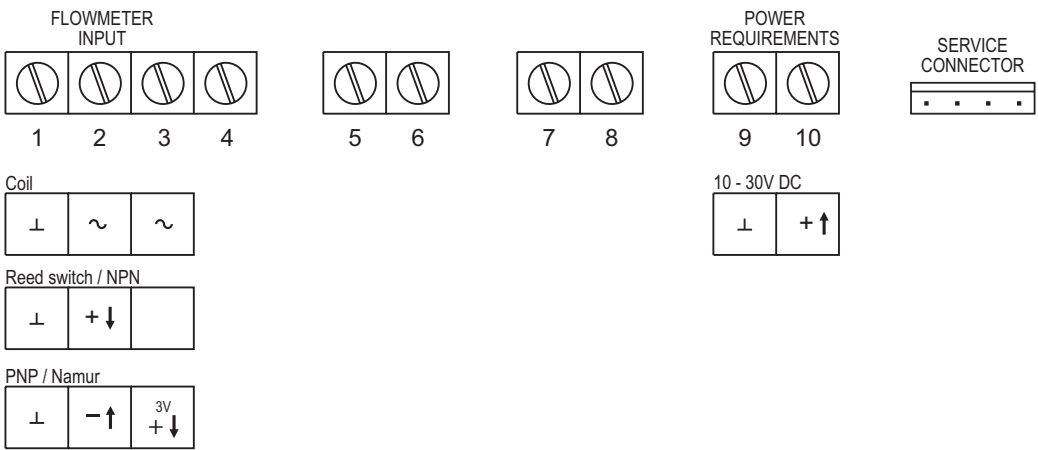


Customization options

- Fluidwell blue polyester front foil without logo.
- Custom front foil options. (2, 3, 4 or 5 colors).
- Custom front/back cover color.
- Customized manual cover.
- Customized technical label.
- Customized package label.



Terminal connections B-Basic



NOTE: The 3V sensor supply is not suitable for Namur sensors. External sensor supply is required.

Display

Type	High intensity transfective numeric and alphanumeric LCD, with white LED backlight.
Dimensions	54 x 29mm (2.13" x 1.14").
Digits	Seven 12mm (0.47") and seven 7mm (0.28") digits Various symbols and measuring units.
Refresh rate	During operation 8 times/sec, it will automatically switch to 1 time/sec after 30 sec without operation.

Operating temperature

Ambient	-20°C to +60°C (-4°F to +140°F).
----------------	----------------------------------

Power requirements

Basic supply	10 - 30V DC. Max. 15mA.
Note	The basic power supply will also supply the backlight.
Battery	1 x 3.6V AA Lithium battery - life-time up to approx. 2 years.

Sensor excitation

Terminal 3	3V DC for pulse signals and 1.2V DC for coil pick-up, I_{out} max. 100µA.
Note	This is not a real sensor supply. Only suitable for sensors with a very low power consumption like coils (sine wave).

Data protection

Type	Non-volatile backup of all settings. Backup of running totals every minute. Data retention at least 10 years.
Password	Configuration settings can be password protected.

Terminal connections

Type	Fixed. Wire max. 1.5mm ²
-------------	-------------------------------------

Directives & Standards

EMC	Directive 2014/30/EU, FCC 47 CFR part 15.
Low voltage	Directive 2014/35/EU
RoHS	Directive 2011/65/EU
IP & NEMA	EN 60529 & NEMA 250

Enclosure

Material	GRP, IP65 (Type 4X), UV-resistant & flame retardant.
Window	Polyester foil window.
Sealing	EPDM gasket.
Control keys	Two industrial micro-switch keys.
Dimensions	92 x 92 x 60mm (3.62" x 3.62" x 2.36") - W x H x D.
Weight	200 gram / 0.44 lbs.
Cable entries	Knock out holes Side: 2 x 16mm / 0.63" Bottom: 1 x 20mm / 0.73"

Signal inputs - Flowmeter

Pulse inputs	Coil / sine wave (sensitivity: 80mVpp), NPN, PNP, reed-switch, Namur.
Frequency	Minimum 0Hz - maximum 6kHz for total and flow rate. Maximum frequency depends on signal type and internal low-pass filter.
K-Factor	0.000010 - 9,999,999 with variable decimal position.

Operator functions

Displayed info	<ul style="list-style-type: none"> • Flow rate. • Total. • Accumulated total. • Reset total by pressing the CLEAR-key twice.
-----------------------	--

Total

Digits	7 digits.
Units	L, m ³ , US gal, gal, bbl, kg, lb or none.
Decimals	0 - 1 - 2 or 3.
Note	Total can be reset to zero.

Accumulated total

Digits	7 digits.
Units / decimals	According to selection for total.
Note	Can not be reset to zero.

Flow rate

Digits	7 digits.
Units	mL, L, m ³ , g, kg, ton, gal, bbl, lb, cf or none.
Decimals	0 - 1 - 2 or 3.
Time units	/sec - /min - /hr - /day.